



Florida Courts E-Filing Authority Board

Portal Progress Report January 2018

Carolyn Weber, Portal Program Manager



January E-Filing Stats

Recipients	Number
Submissions to Trial Court	1,361,098
Submissions to Department of Corrections*	637
Submissions to Second District Court Appeal	73
Submissions to Florida Supreme Court	1,191
Submissions to Bureau of Vital Statistics	481
Total E-Filing Submissions	1,363,480
Total Individual Documents Submitted	1,986,772
Total Number of Pages	8,896,547



January Stats Continued

Category	Number
Average Submissions per Weekday**	62,656
Highest Volume Day: January 23, 2018	66,178
Peak # of filings in 1 hour: 3 pm**	8,531
New Case Initiation**	74,629
Portal Users	182,664

June, 2017 previously had the highest average submissions per weekday at 61,675

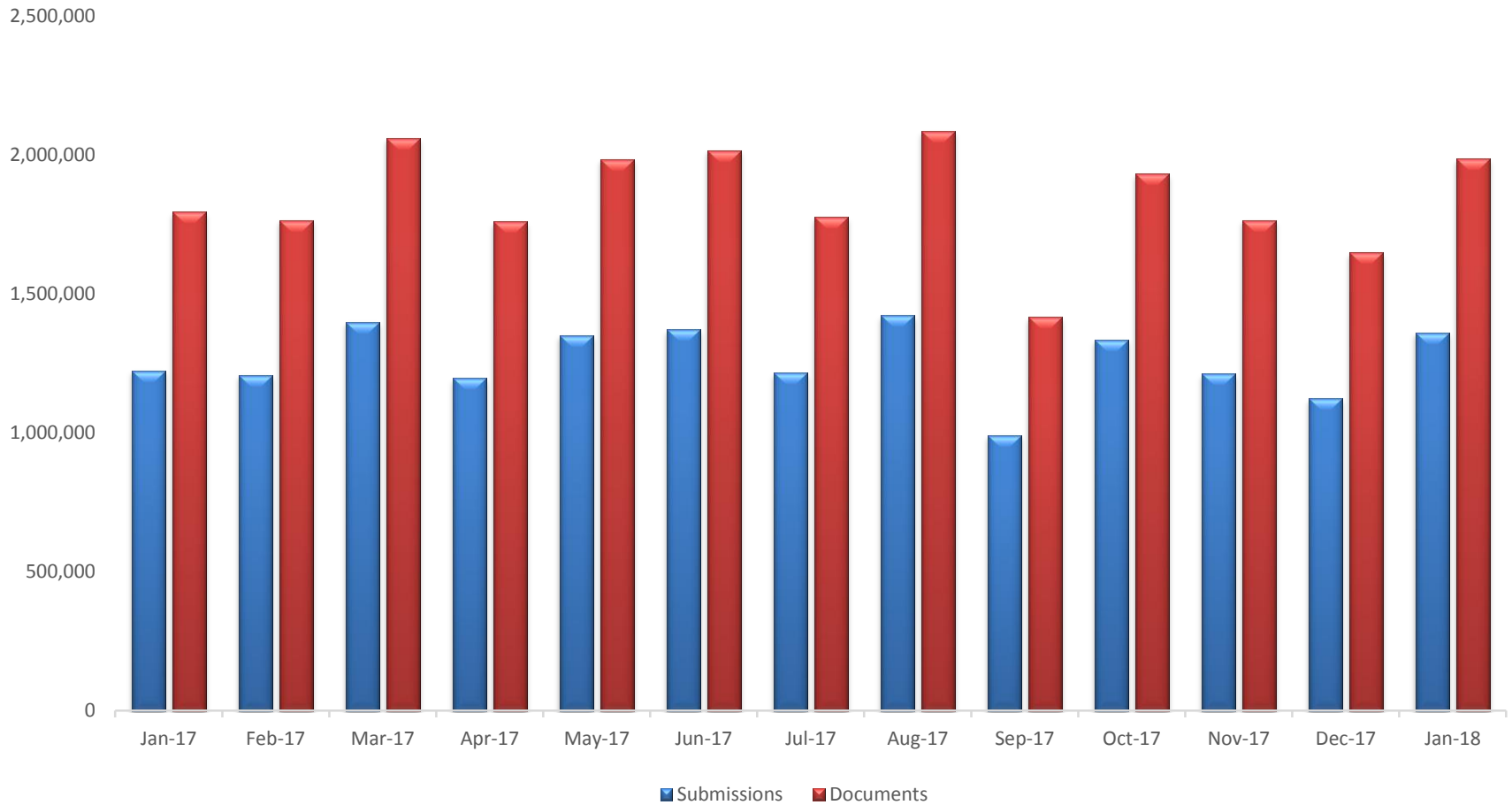
May had the highest volume day on May 31, 2017 at 74,102 submissions

June, 2017 previously had the most submissions during the 3:00 P.M. hour at 8,246

August, 2017 previously had the most new cases filed during a given month at 72,800

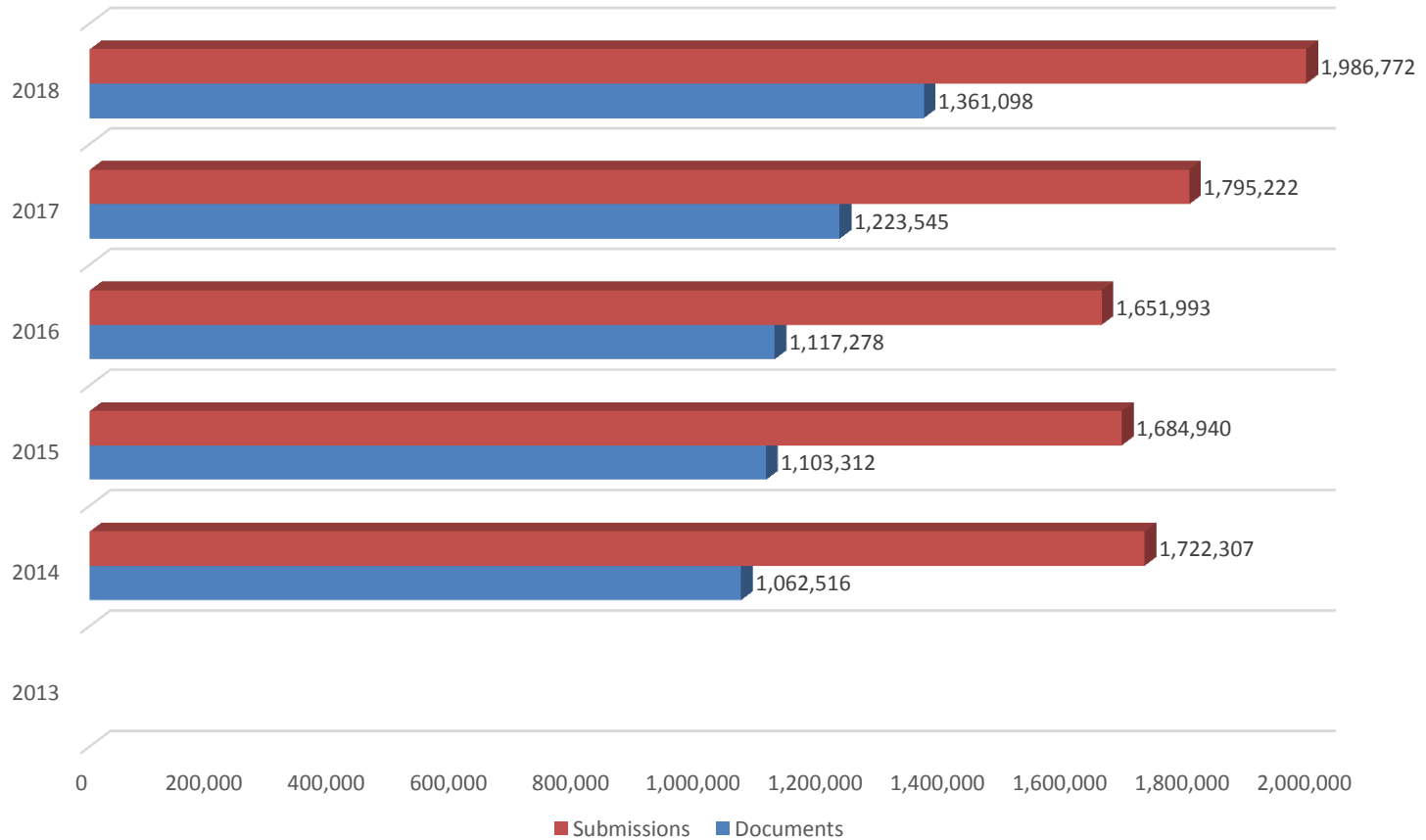


Year at a Glance



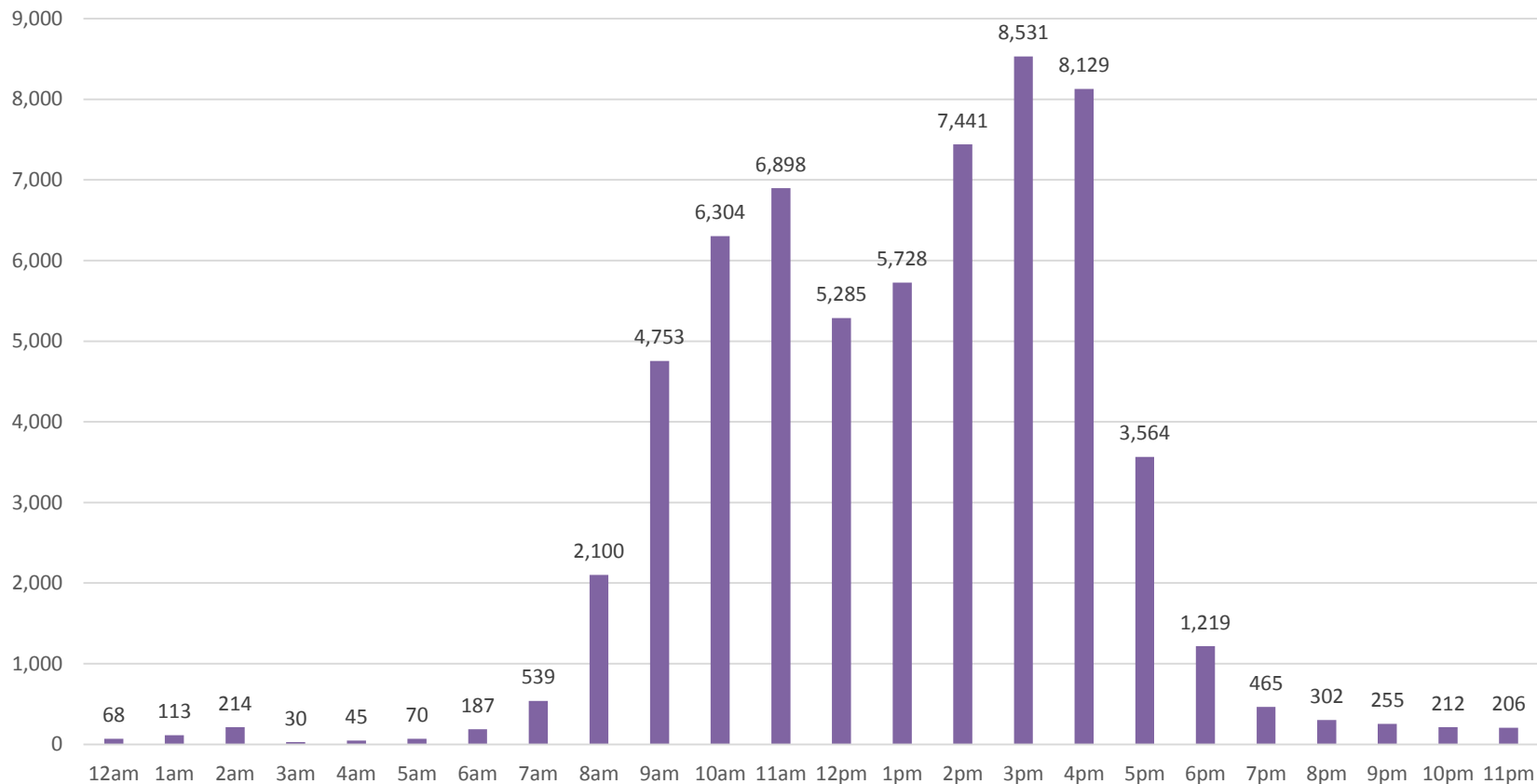


Jan. E-Filing Since 2013



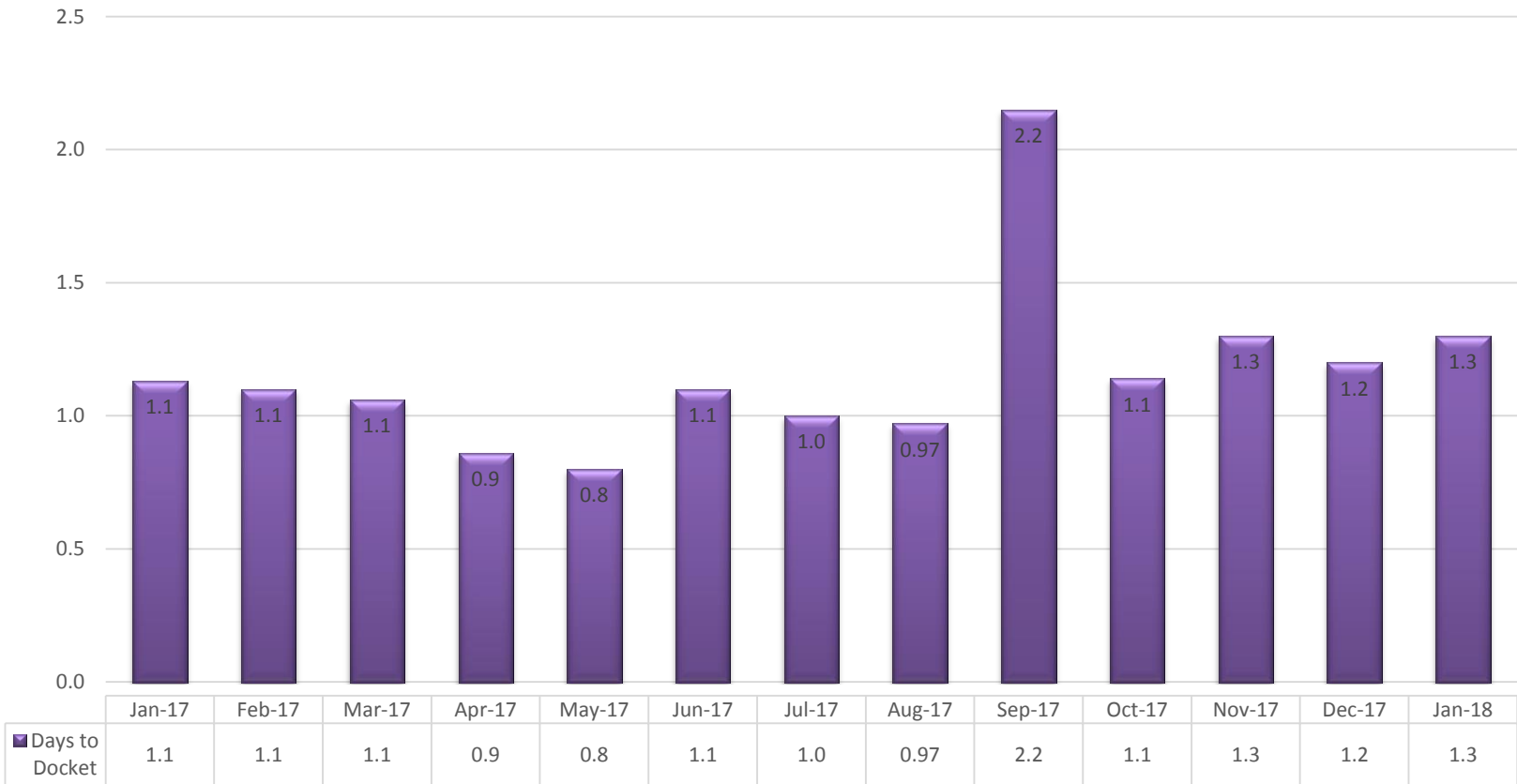


Average # Filings Per Hour in Jan.



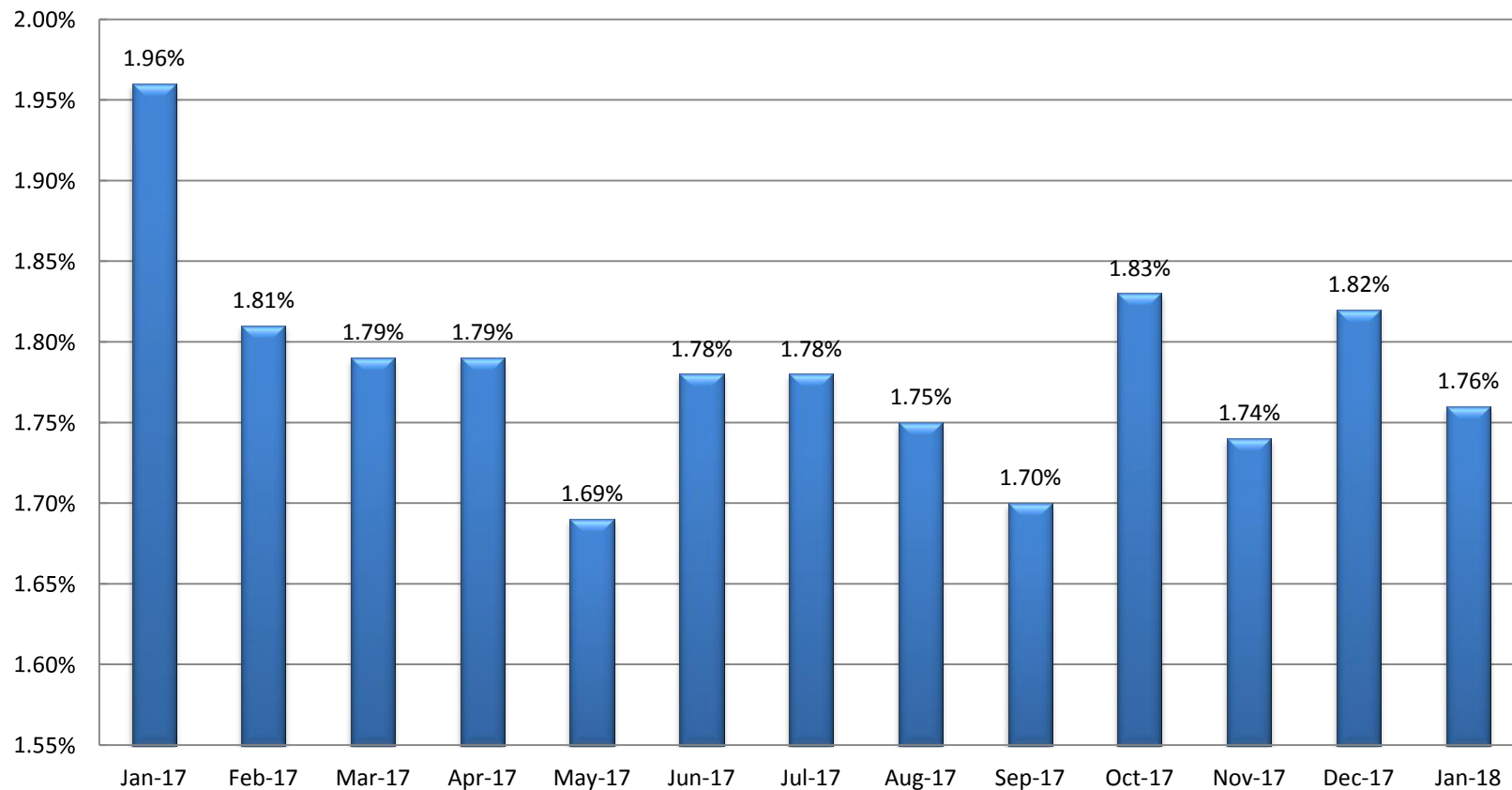


Average # Days to Docket





% Filings Returned to Correction Queue



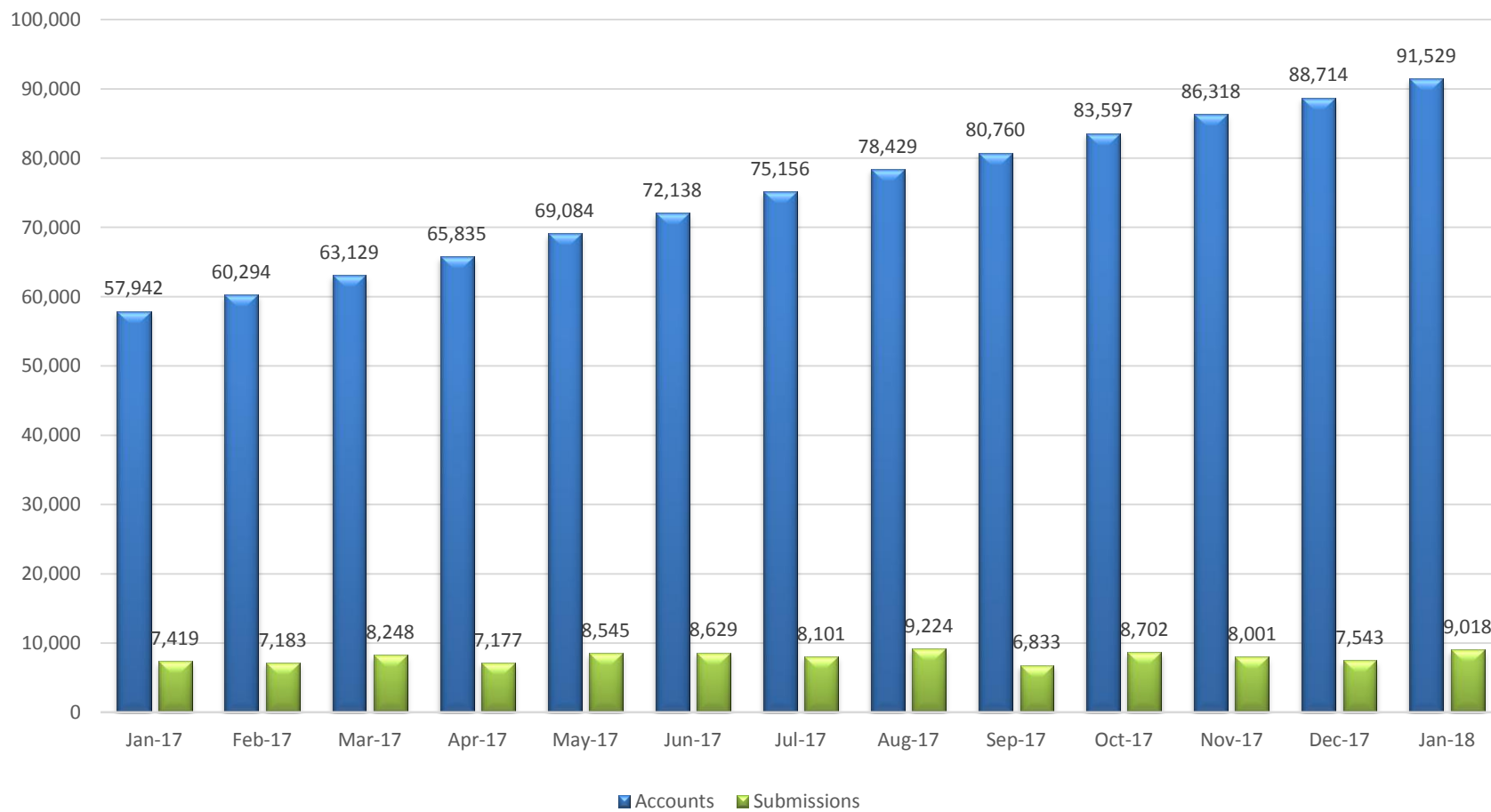


Portal Activity by Top Filer Roles in Jan.

Filer Role	# of Accounts	# of Submissions	% of Submissions
Attorneys	77,841	1,186,889	87.1%
Judges	1,130	106,346	7.80%
Process Servers	1,116	34,000	2.49%
Self-Represented Litigants	91,529	9,018	0.66%



Self-Represented Litigant Accounts and Submissions





Pro Se Accounts by State

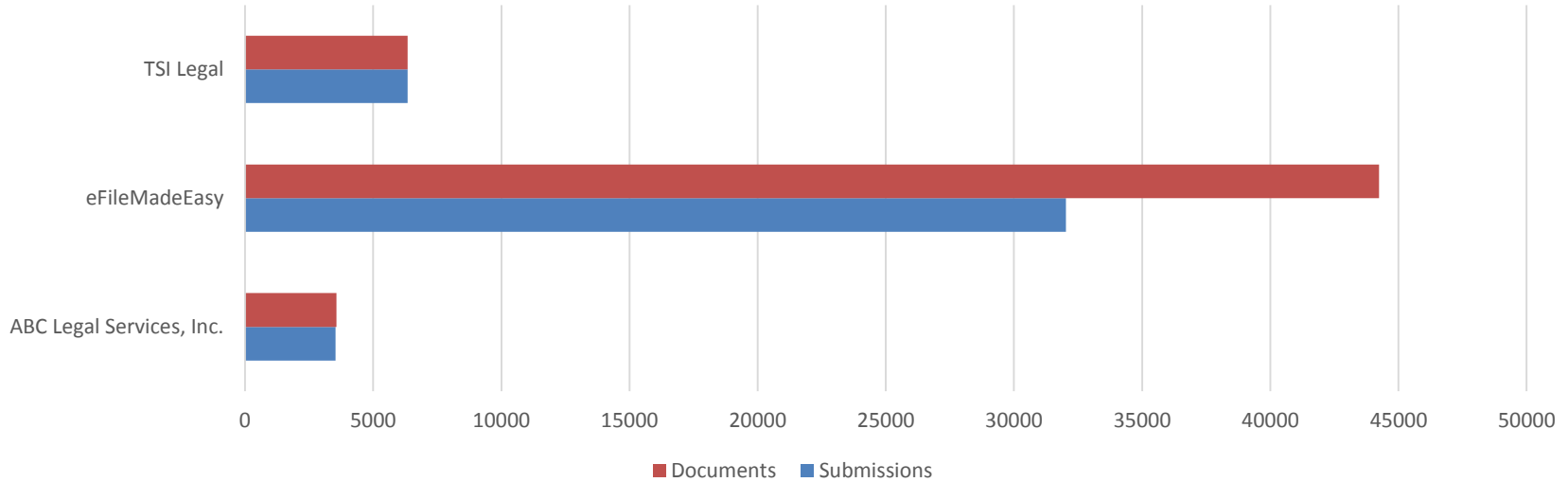
State	Count
AK Total	51
AL Total	388
AR Total	75
AZ Total	241
CA Total	986
CO Total	317
CT Total	211
DC Total	71
DE Total	46
FL Total	78,220
GA Total	1,503
GU Total	9
HI Total	48
IA Total	76
ID Total	34
IL Total	373
IN Total	185
KS Total	79
KY Total	130
LA Total	182

MA Total	324
MD Total	386
ME Total	66
MI Total	265
MN Total	108
MO Total	137
MP Total	1
MS Total	113
MT Total	33
NC Total	687
ND Total	25
NE Total	34
NH Total	80
NJ Total	527
NM Total	64
NV Total	146
NY Total	1,179
OH Total	411
OK Total	72
OR Total	73

PA Total	488
PR Total	73
RI Total	69
SC Total	317
SD Total	10
TN Total	383
TX Total	916
US Total	127
UT Total	72
VA Total	551
VI Total	13
VT Total	42
WA Total	189
WI Total	129
WV Total	47
WY Total	12



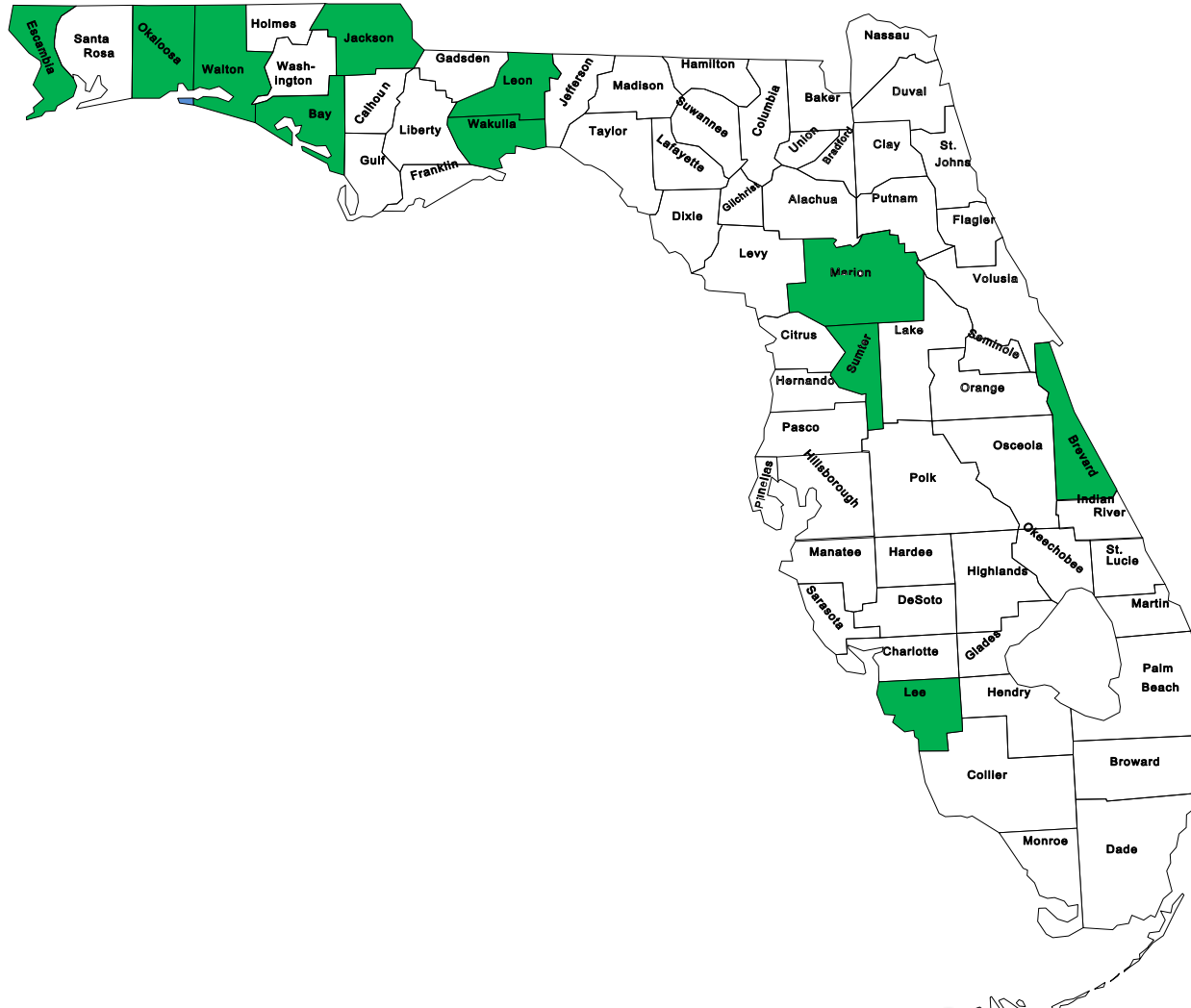
TPV Jan. Submissions



Organization	# Submissions	# Documents
ABC Legal Services, Inc.	3,533	3,570
eFileMadeEasy	32,030	44,245
TSI Legal	6,343	6,343
TurboCourt	0	0



Accepting Proposed Orders via Portal





Proposed Orders Received through the Portal in Jan.

Circuit	County	# Proposed Orders
1 st	Escambia	989
	Okaloosa	567
	Walton	178
2 nd	Leon	143
	Wakulla	41
5 th	Marion	138
	Sumter	12
14 th	Bay	295
	Jackson	88
18 th	Brevard	648
20 th	Lee	27



E-Filed Orders via Viewer to Portal in Jan.

Circuit	County	Submissions
1 st – Mentis	Escambia	9,686
	Okaloosa	4,913
	Santa Rosa	3,118
	Walton	464
2 nd – Mentis	Franklin	66
	Jefferson	1
	Leon	378
	Liberty	1
	Wakulla	15
3 rd – ICMS	Columbia	81



E-Filed Orders via Viewer to Portal in Jan.

Circuit	County	Submissions
4 th – ICMS	Nassau	63
8 th – ICMS	Alachua	2,872
	Baker	270
	Bradford	407
	Gilchrist	231
	Levy	184
	Union	87
9 th – Mentis	Orange	96
10 th – ICMS	Highlands	0
11 th – Mentis	Miami-Dade	6,010
12 th – Mentis	Desoto	33



E-Filed Orders via Viewer to Portal in Jan.

Circuit	County	Submissions
12 th – Mentis	Manatee	63
15 th – JVS	Palm Beach	20,584
17 th – CMS	Broward	9,088
18 th – ICMS	Brevard	1,440
19 th – Mentis	Indian River	263
	Martin	61
	St. Lucie	6
20 th – Mentis	Charlotte	34
	Collier	2
	Lee	102



Judicial Single Session Filings

County	Submissions
Alachua	0
Bay	1,382
Brevard	5,625
Broward	10,472
Calhoun	177
Charlotte	543
Citrus	13
Clay	289
Collier	1,280
Columbia	1,527
Miami-Dade	399

County	Submissions
Dixie	213
Duval	3,675
Escambia	10
Franklin	56
Gadsden	364
Gilchrist	3
Gulf	116
Hamilton	185
Hendry	2
Hernando	1,112



Judicial Single Session Filings

County	Submissions
Highlands	1,050
Holmes	196
Indian River	1,629
Jackson	430
Jefferson	99
Lafayette	12
Lake	1,162
Lee	1,447
Leon	2,709
Liberty	67

County	Submissions
Madison	183
Marion	3,850
Martin	1,492
Nassau	160
Okaloosa	19
Okeechobee	459
Orange	6,524
Osceola	166
Pinellas	58
Polk	1



Judicial Single Session Filings

County	Submissions
St. Lucie	3,324
Seminole	3
Sumter	749
Suwannee	128
Taylor	405
Wakulla	263
Washington	281
FSC	751



Portal Team Projects

Project	Status
System-to-System E-Filing [TPV]	Providing technical support to TPVs with system-to-system e-filing. 11 Vendors Certified, working with existing vendors to expand certification to the other filing paths and divisions
DIY Documents	Add A2J interviews to the Portal to assist the Self-Represented Litigant – Eviction completed 90 day proof of concept February 1, 2018; Small Claims interview is available in TEST for OSCA to review
Criminal Case Initiation	Working with FCTC Portal Sub-Committee to scope out the process and prepare a draft document
2017.02 Maintenance Release	Deployed to Production January 6, 2018
Release 2018.01	Spec writing for Release 2018.01 – April 20, 2018
Bounce Backs	There are a large number of Portal accounts that receive multiple bounce back notifications. Working to clean up bad email addresses in the Portal
Change Advisory Board	Meets every other month to discuss Portal enhancement requests and make recommendations to the EFAB. Next meeting if February 13.