



# Florida Courts E-Filing Authority Board

## Portal Progress Report September 2018

Carolyn Weber, Portal Program Manager



# September E-Filing Stats

Recipients	Number
Submissions to Trial Court	1,269,504
Submissions to Department of Corrections	645
Submissions to Second District Court Appeal	64
Submissions to Florida Supreme Court	1,010
Submissions to Bureau of Vital Statistics	611
<b>Total E-Filing Submissions</b>	<b>1,271,834</b>
Total Individual Documents Submitted**	1,891,522
Total Number of Pages	8,501,973



# September Stats Continued

Category	Number
Average Submissions per Weekday	65,545
Highest Volume Day: September 25, 2018	71,004
Peak # of filings in 1 hour: 3 pm**	8,711
New Case Initiation**	68,431
Portal Accounts	211,671

August 2018 had the highest number of submissions in any given month to date at 1,520,026

June 2018 had the highest average submissions per weekday at 65,899

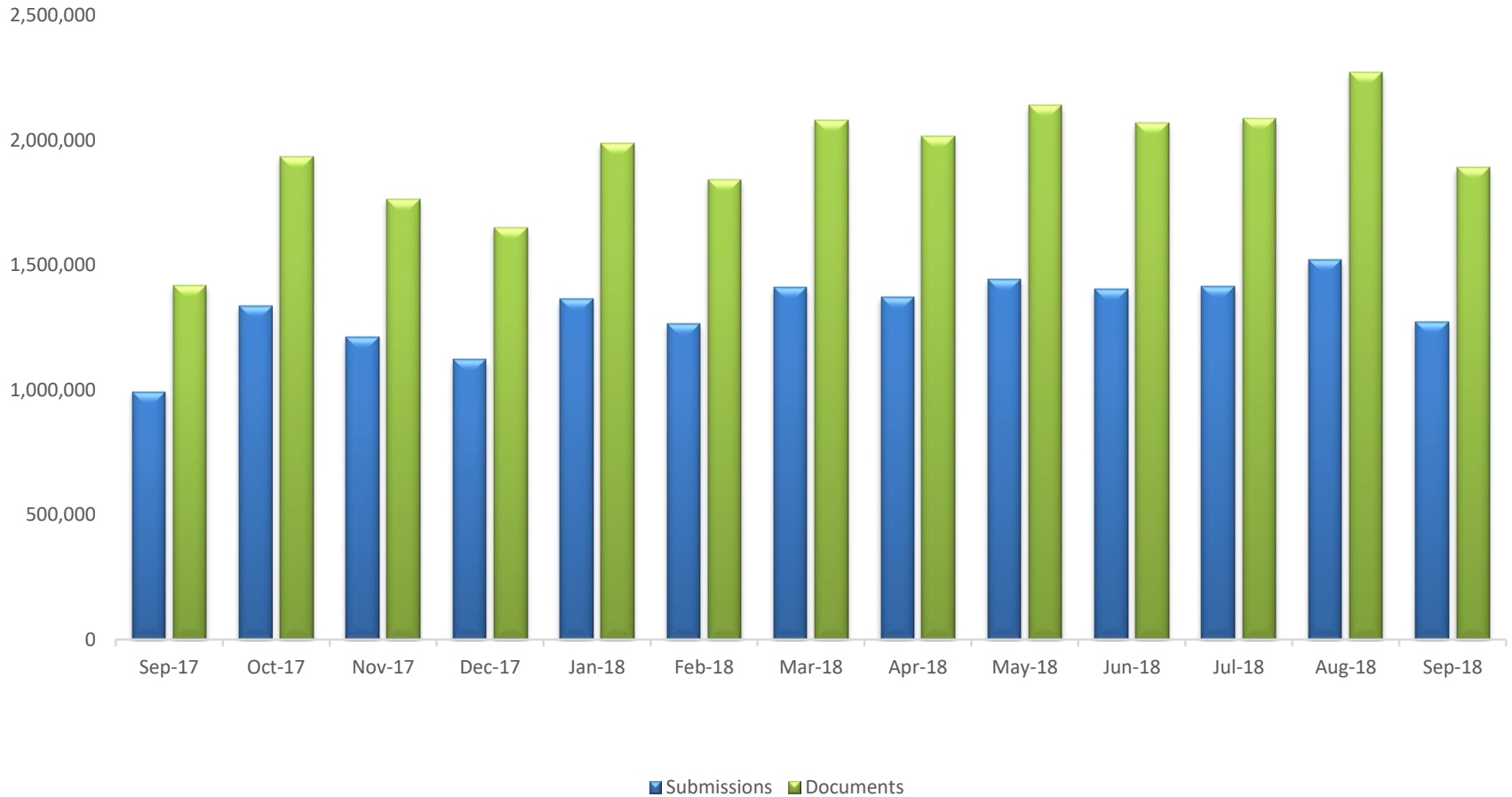
May 31, 2017 had the highest volume day at 74,102 submissions

June, 2018 had the most submissions during the 3:00 P.M. hour at 8,613\*\*

May 2018 had the most new cases filed during a given month at 85,736

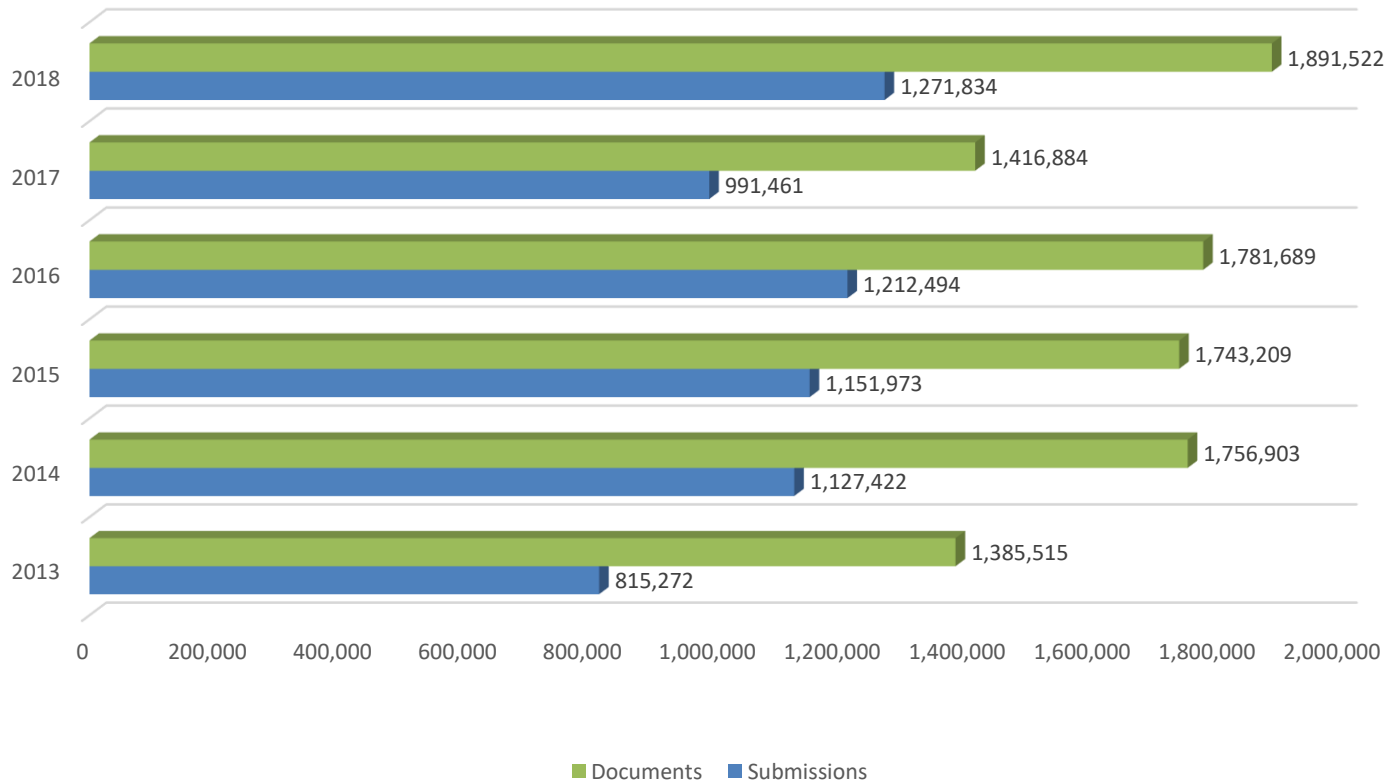


# Year at a Glance



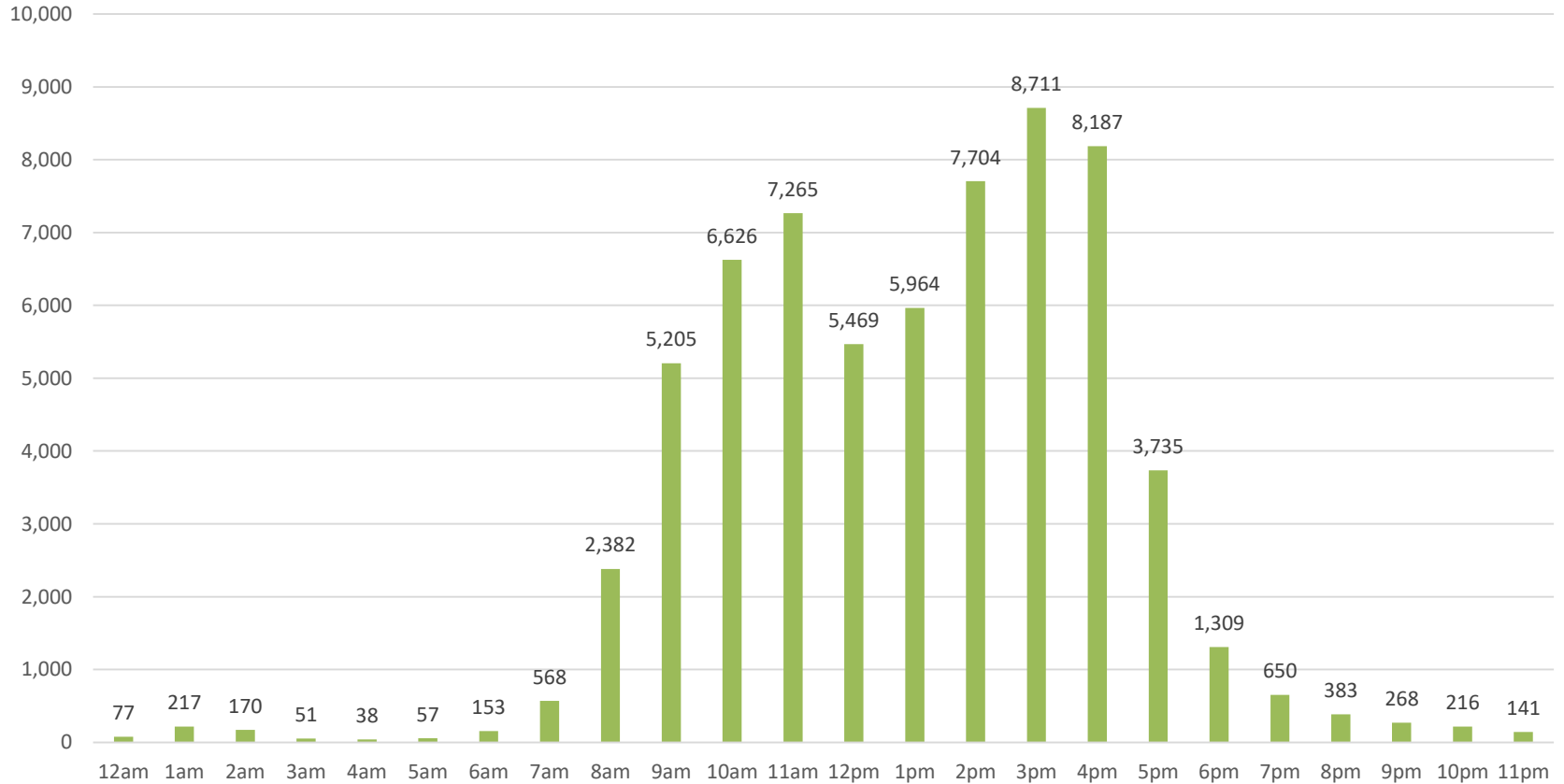


# September E-Filing Last Five Years



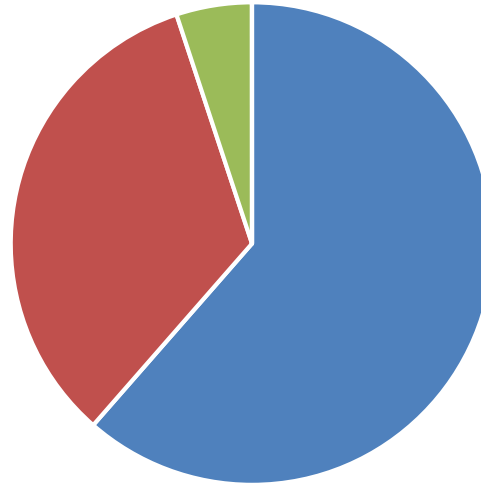


# September Average # of Filings Per Hour





# Document Formats

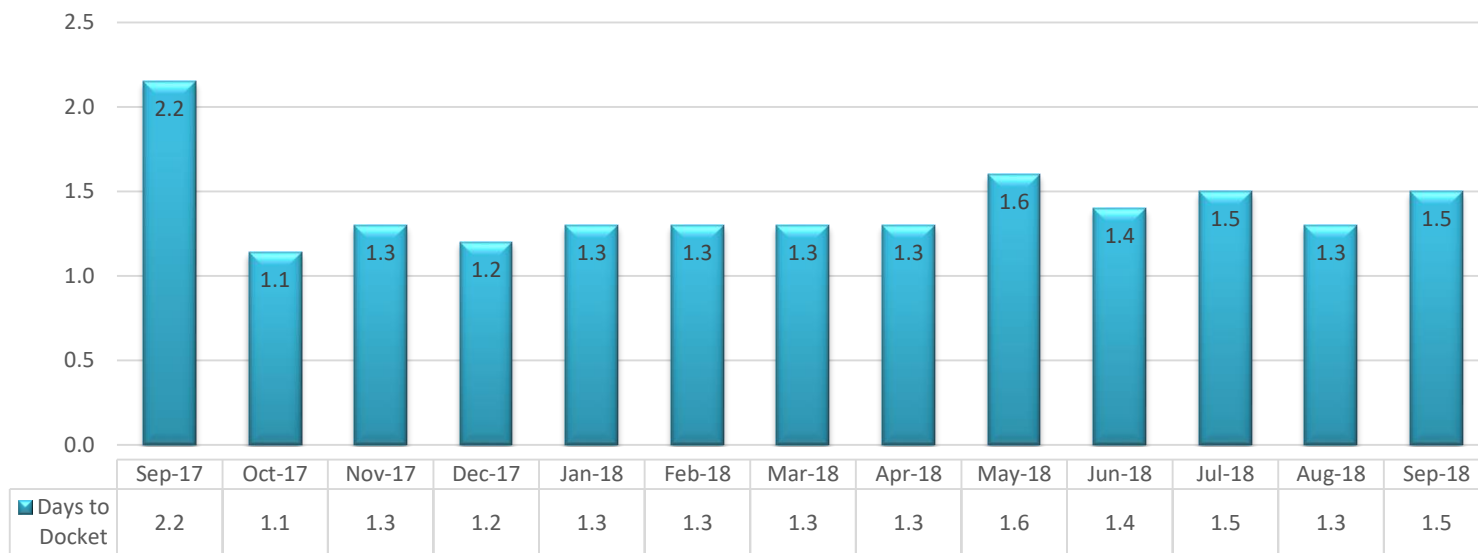


■ Scanned ■ Text ■ Word ■ WP

Format	Number	Percent
WordPerfect	35	0.002%
Word	99,062	5.24%
Text Based PDF	653,054	34.53%
Scanned PDF	1,139,449	60.24%




# Average # Days to Docket in September

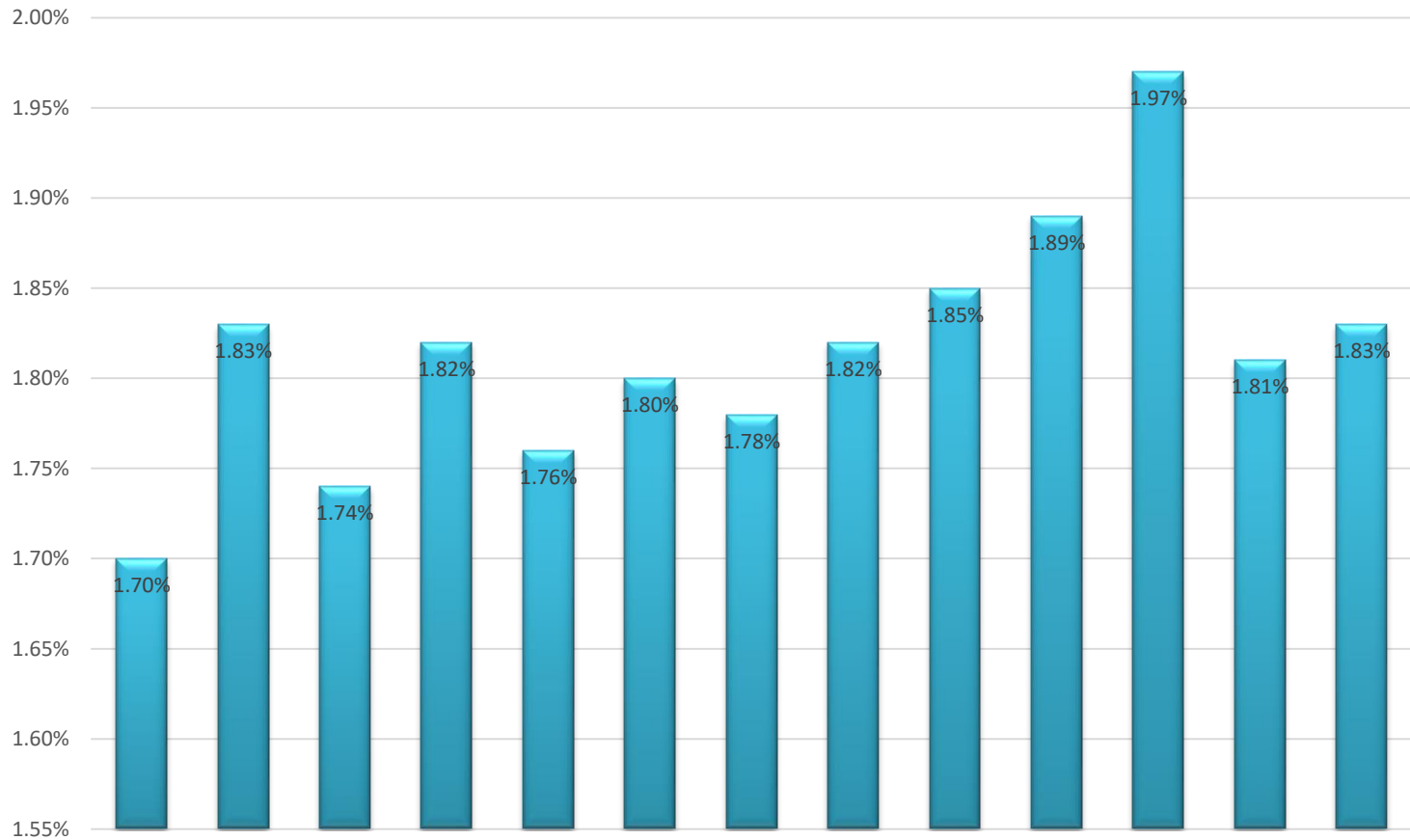


For more detailed information please contact Marleni Bruner ([mbruner@flccoc.org](mailto:mbruner@flccoc.org)) or Leonard Carper ([lcarter@flccoc.org](mailto:lcarter@flccoc.org)) at 850-386-2223





# % Submissions Returned to Correction Queue in Sept.





# Portal Activity by Filer Role in August

Filer Role	# of Accounts	# of Submissions	% of Submissions
Attorneys	80,985	1,092,532	85.9%
Judicial	1,269	104,789	8.2%
Process Servers	1,260	36,946	2.9%
Self-Represented Litigants	115,438	8,965	0.7%

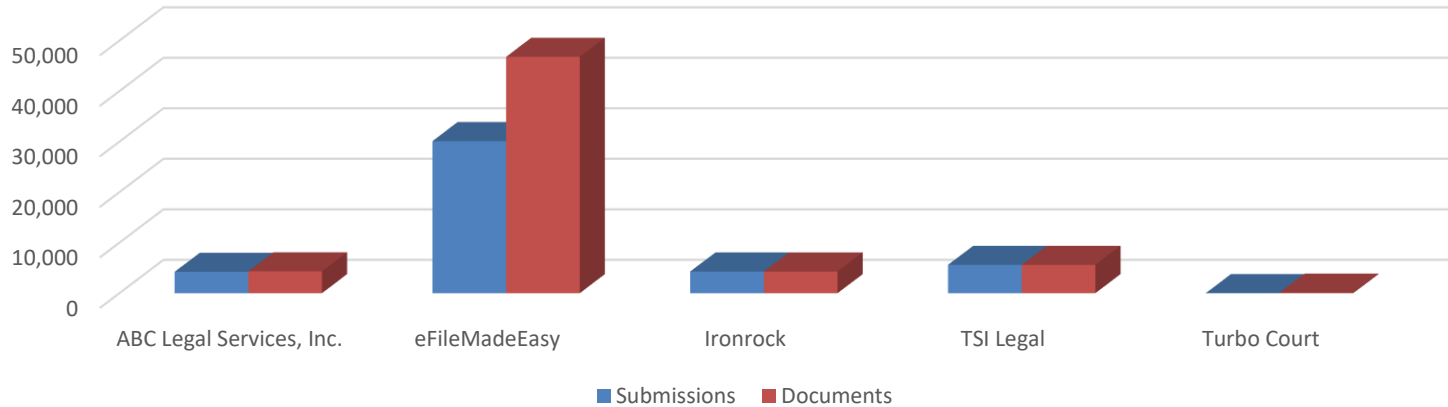


# Self-Represented Litigant Accounts and Submissions for August





# TPV September Submissions



Organization	# Submissions	# Documents
ABC Legal Services, Inc.	4,230	4,322
eFileMadeEasy	30,103	46,794
TSI Legal	5,608	5,608
Turbo Court	14	97
Ironrock	4,292	4,292



# Portal Team Projects

Project	Status
<b>System-to-System E-Filing [TPV]</b>	Providing technical support to TPVs with system-to-system e-filing. 14 Vendors Certified, working with existing vendors to expand certification to the other filing paths and divisions
<b>DIY Documents</b>	Tenant Eviction interview completed 90 day proof of concept February 1, 2018; Small Claims under review, 104 additional interviews to be added
<b>Criminal Case Initiation</b>	Working with FCTC Portal Sub-Committee to scope out the process and prepare a draft document
<b>Release 2018.02</b>	December 1, 2018
<b>Bounce Backs</b>	There are a large number of Portal accounts that receive multiple bounce back notifications. Working to clean up bad email addresses in the Portal
<b>Change Advisory Board</b>	Meets as necessary to discuss Portal enhancement requests and make recommendations to the EFAB. Next meeting January 2019
<b>Commitment Packets to Reception Centers</b>	Working with the DOC and the pilot counties and local sheriffs to send the Commitment Packets to the Reception Centers through the Portal