



# Florida Courts E-Filing Authority Board

## Portal Progress Report April 2019

Carolyn Weber, Portal Program Manager



# April E-Filing Stats

Recipients	Number
Submissions to Trial Court	1,515,375
Submissions to Department of Corrections	748
Submissions to District Courts of Appeal	13,148
Submissions to Florida Supreme Court	1,122
Submissions to Bureau of Vital Statistics	703
Submissions to Reception and Medical Center	76
Total E-Filing Submissions**	<b>**1,531,172</b>
Total Individual Documents Submitted	2,265,909
Total Number of Pages	11,003,061

\*\*Oct. 2018 had the highest number of monthly submission at 1,521,610



# DCA & FSC April Stats

District Courts of Appeal	Submissions	Documents	Pages
1 <sup>st</sup> District Court of Appeal	2,757	3,553	253,236
2 <sup>nd</sup> District Court of Appeal	2,904	3,300	57,173
3 <sup>rd</sup> District Court of Appeal	1,716	2,172	124,772
4 <sup>th</sup> District Court of Appeal	2,895	3,395	289,973
5 <sup>th</sup> District Court of Appeal	2,876	3,261	210,572
The Florida Supreme Court	1,122	1,446	24,421



# April Stats Continued

Category	Number
Average Submissions per Weekday	69,987
Highest Volume Day: April 2, 2019	73,741
Peak # of filings in 1 hour: 3 pm**	**9,007
New Case Initiation	85,852
Portal Accounts	239,130

March 2019 had the highest average submissions per weekday at 70,038

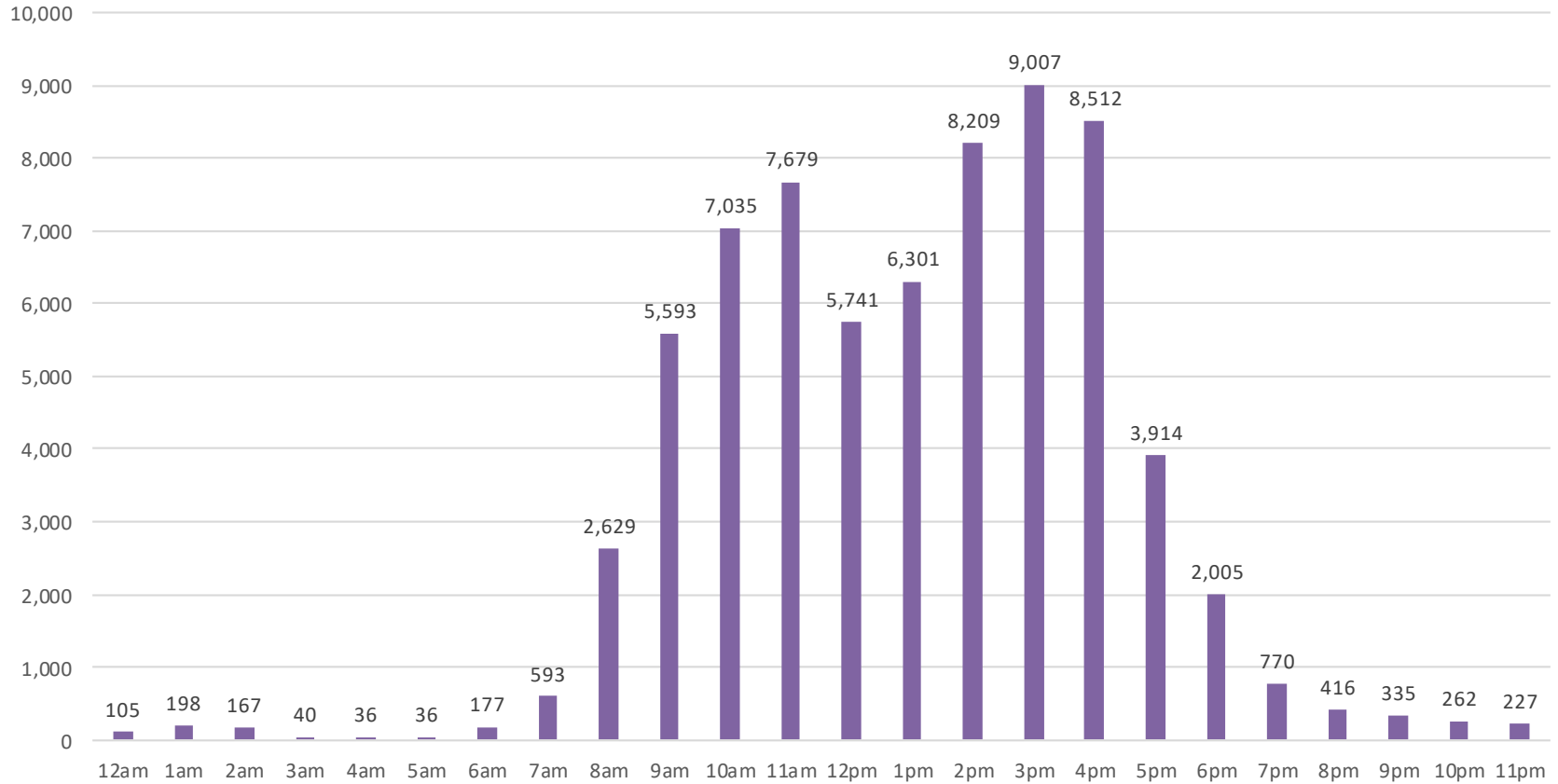
May 31, 2017 had the highest volume day at 74,102 submissions

February 2019 had the most submissions during the 3:00 P.M. hour at 8,983\*\*

January 2019 had the most new cases filed during a given month at 98,412

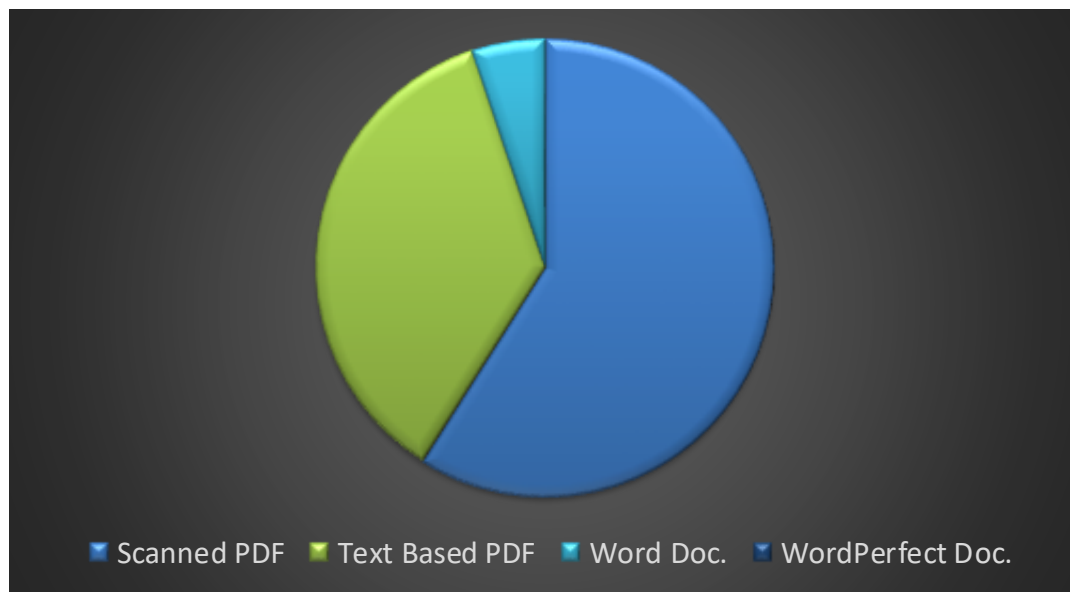


# April Average # of Filings Per Hour





# Document Formats



Format	Number	Percent
WordPerfect	41	<1%
Word	116,380	5%
Text Based PDF	813,525	36%
Scanned PDF	1,336,445	60%



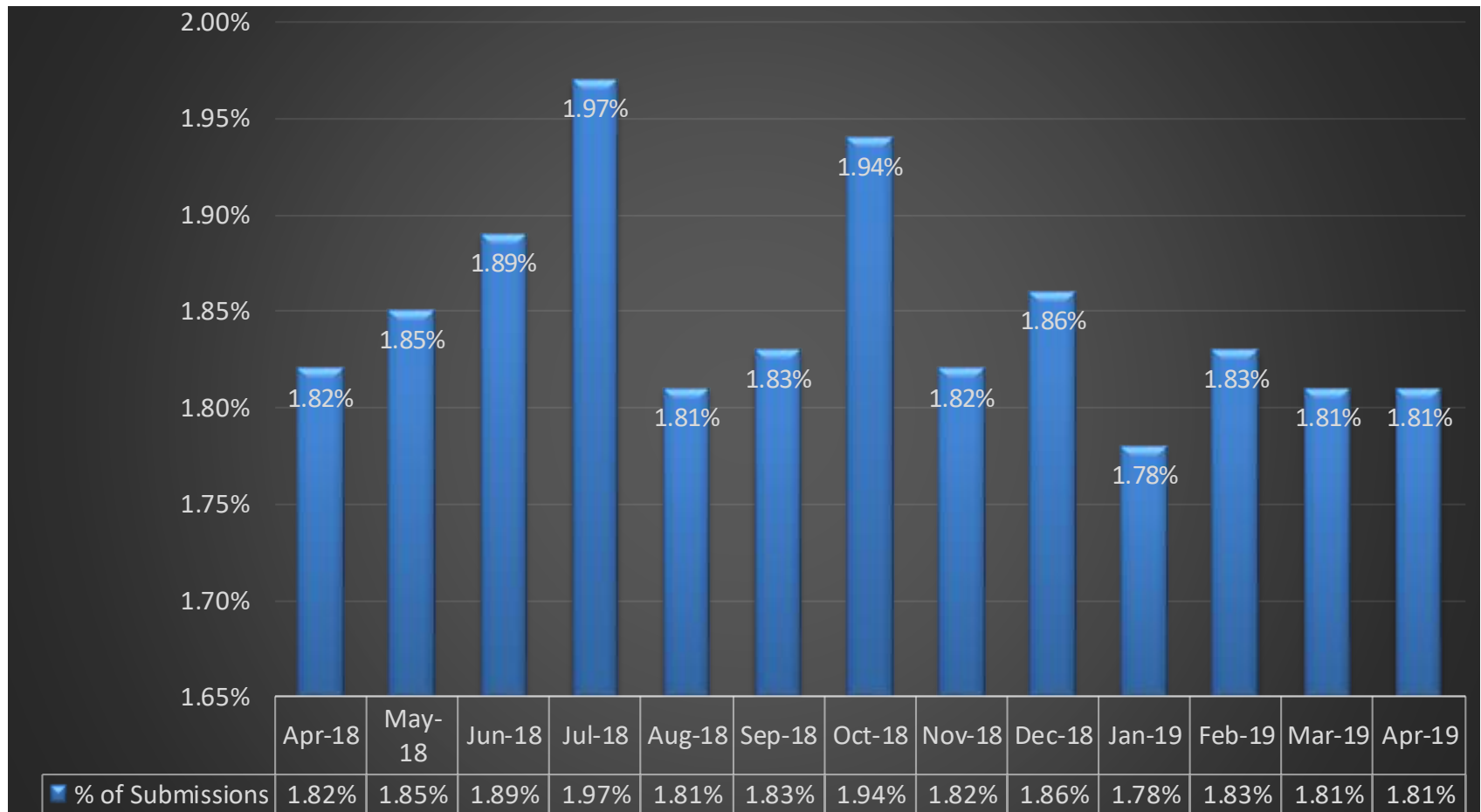
# Average # Days to Docket in April



For more detailed information please contact Marleni Bruner ([mbruner@flccoc.org](mailto:mbruner@flccoc.org)) or Leonard Carper ([lcarter@flccoc.org](mailto:lcarter@flccoc.org)) at 850-386-2223



# % Submissions Returned to Correction Queue in April






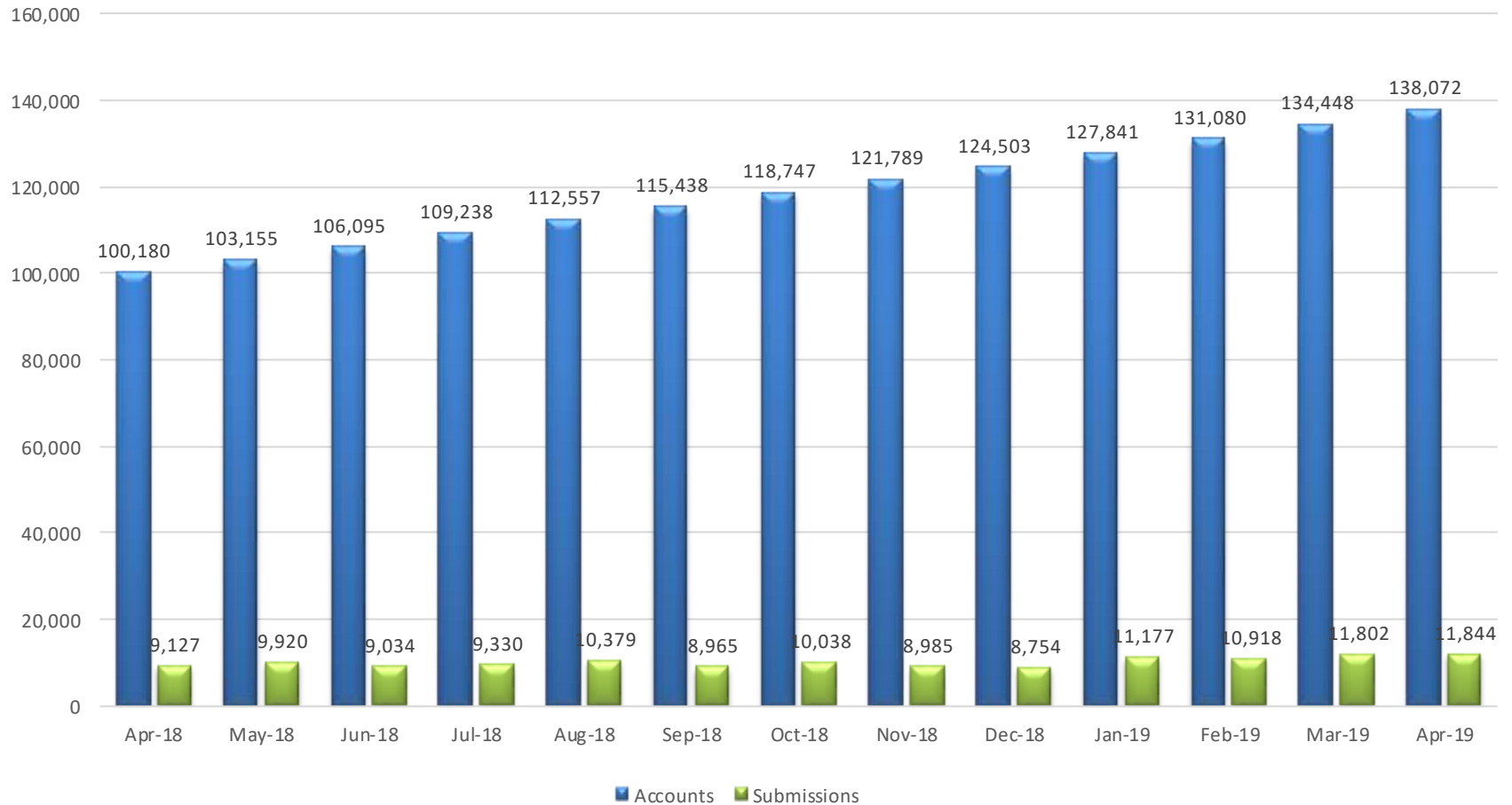


# Portal Activity by Filer Role in April

Filer Role	# of Accounts	# of Submissions	% of Submissions
Attorneys	83,882	1,299,408	84.9%
Judicial Circuit	1,373	136,711	8.93%
Process Servers	1,435	38,975	2.55%
Self-Represented Litigants	138,072	11,844	0.77%



# Self-Represented Litigant Accounts and Submissions for April





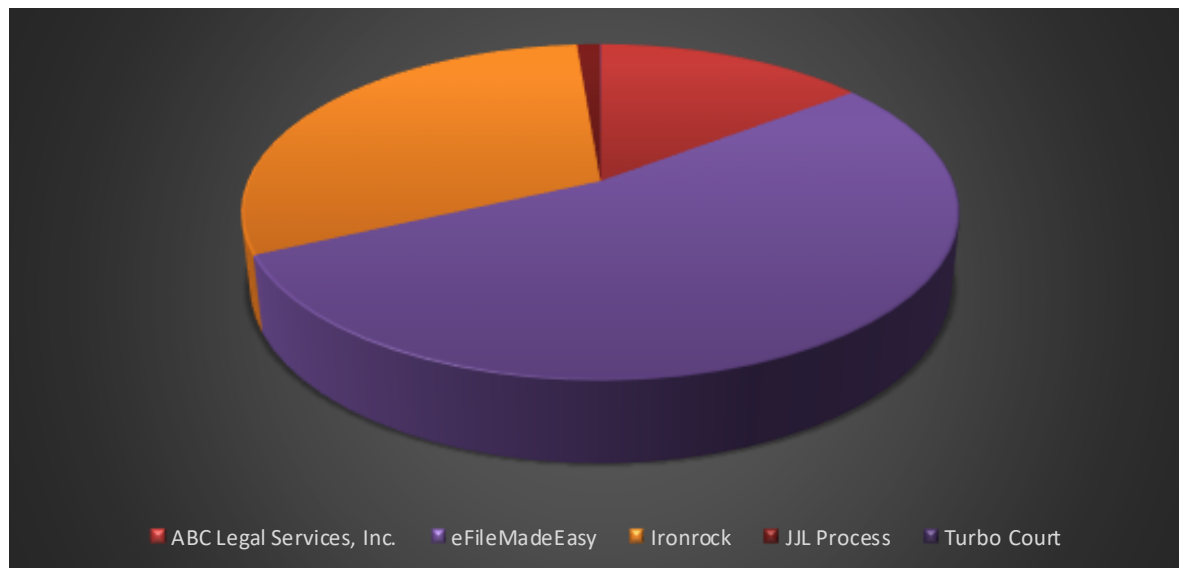
# Self-Represented Litigant Account Status

Account Status	Number of Accounts
Inactive	1,294
Pending Activation	12,008
Locked	769
Active	124,001
TOTAL	134,448

Effective in our 2019.02 Release, we will delete all accounts in the Pending Activation status for longer than 72 hours for all filer roles.



# TPV April Submissions



Organization	# Submissions	# Documents
ABC Legal Services, Inc.	10,354	10,354
eFileMadeEasy	37,894	70,187
JL Process	856	3,684
Turbo Court	42	206
Ironrock	21,732	21,803